




Production advice ware potatoes France

- Firm cooking
- Very attractive bright skin
- High tuber number
- Good cooking quality
- Good storability



Agronomic characters

Maturity	78	Early
Dormancy	61	Medium
Yield mature	91	Good
Tuber size	73	Small
Tuber shape		Long oval
Number of tubers		12-14
Skin colour		Yellow
Flesh after cooking		Yellow
Cooking type		A - Firm
Dry matter content/Starch		18,8% / 13%
UWW/Specific gravity		342 / 1,073
Internal bruising	10	Little sensitive
Metribuzin sensitivity	66	● ● ● ● ●
Little Potato disorder	54	● ● ● ● ●



Skin and flesh colour



Cooking type



Maturity

Plant populations

Market: 35-55 mm.

Seed size	Plant population/ha	Row distance	
		75 cm	90 cm
28/30	58.500	23	19
30/40	55.000	24	20
40/45	50.000	27	22
45/50	43.000	31	26

Plant depth for medium & big seed sizes : 3 cm deeper than normal.

Always check the tuber count for an accurate calculation.

Resistances

Foliage Blight	46	● ● ● ● ●
Tuber Blight	79	● ● ● ● ●
Alternaria	60	● ● ● ● ●
Common scab	69	● ● ● ● ●
Powdery scab	54	● ● ● ● ●
Spraing	90	● ● ● ● ●
PVY	26	● ● ● ● ●
Yntn tuber tolerance	99	● ● ● ● ●

PCN Resistance

Ro1/4	9	● ● ● ● ●
Ro2/3	*7	● ● ● ● ●
Ro5	*5	● ● ● ● ●
Pa2		● ● ● ● ●
Pa3		● ● ● ● ●

Wart disease

F1	10	● ● ● ● ●
F2	*1	● ● ● ● ●
F6	*1	● ● ● ● ●
F18	*1	● ● ● ● ●

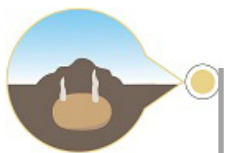
* HZPC own analysis/no official analysis

Fertilizer

- Adapt fertilization to soil analysis.
- Always refer to the local and current rules about crop fertilization.
- Nitrogen (N) : Medium inputs (170-210Kg N/ha inclusive of soil supply).
- Phosphate (P) and Potassium (K) : according to standard advice.
- TALENTINE is susceptible to mineral deficiencies, therefore fertilize with trace elements.
- Manganese and magnesium will encourage a strong foliage and prevent premature senescence.



Production advice ware potatoes France



Pre-treatment and planting

- Warm up correctly the seed and plant it with small white sprouts.
- Always treat TALENTINE seeds against Rhizoctonia.
- Plant into warm soils, don't plant too early.
- Plant large seed deeper to avoid greening.
- Take care of a good volume ridge to prevent green tubers.



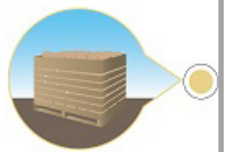
Growing attention points

- The use of metribuzin is recommended before emergence. When applying post emergence, use the low dose system.
- Irrigation results in a more uniform product with better cooking quality.
- Use a robust Phytophthora programme, to prevent foliage blight.



Haulm killing and harvest

- Aim for a dry matter content of 19 %.
- Minimum 3 weeks between haulm killing and crop lifting for right skin set.
- Reduce belt speed and height crop to reduce mechanical damage.
- Lift only when soil conditions are optimum.



Storage

- With a proper store management, TALENTINE is suitable for long term storage.
- Storage temperature: 4 °C.
- Reduce temperature 0,5 - 0,7 degrees a day, not lower than 4°C store temperature.
- Ventilate regularly, but briefly, to prevent CO2 accumulation.
- Any fluctuation in temperature, combined with condensation, can result in early sprouting and a high risk of Silver scurf.
- Before packing, warm up correctly the tubers to reach an internal stable value of 10°C - 12°C.