




## Production advice ware potatoes TRADITIONAL FRESH

- High yield
- Broad adaptation
- Suitable for second (autumn/winter) crop
- Very low nitrogen requirement
- Good resistance package



### Agronomic characters

Maturity	39	Late
Dormancy	72	Long
Yield mature	110	High
Tuber size	84	Large
Tuber shape		Oval
Number of tubers		9-11
Skin colour		Yellow
Flesh after cooking		Light yellow
Cooking type		B - Slightly mealy
Dry matter content/Starch		20,2% / 14,3%
UWW/Specific gravity		369 / 1,079
Internal bruising	14	Quite sensitive
Metribuzin sensitivity	80	●●●●●○
Little Potato disorder	65	●●●●●○



Skin and flesh colour



Cooking type



Maturity

### Plant populations

Seed size	Plant population/ha	Row distance	
		75 cm	90 cm
28/35	50.000	27	22
35/45	44.000	30	25
35/55	42.000	32	26
50/55	40.000	33	28
55/65	37.000	36	30

Plant depth: normal.

Always check the tuber count for an accurate calculation.

### Resistances

Foliage Blight	63	●●●●●○
Tuber Blight	73	●●●●●○
Alternaria	70	●●●●●○
Common scab	69	●●●●●○
Powdery scab	61	●●●●●○
Spraing	81	●●●●●○
PVY	28	●○●●●○
Yntn tuber tolerance	99	●●●●●●

#### PCN Resistance

Ro1/4 *1	●○●●●○
Ro2/3 *1	●○●●●○
Ro5 *1	●○●●●○
Pa2 *1	●○●●●○
Pa3	○●○●○●

#### Wart disease

F1	10	●●●●●●
F2	*3	●○●●●○
F6	*3	●○●●●○
F18	*1	●○●●●○

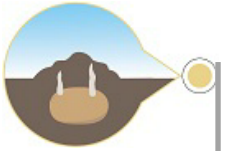
### Fertilizer

- Adapt fertilization to soil analysis.
- Always refer to the local and current rules about crop fertilization.
- Apply 4/5 before planting and 1/5 as top dressing.
- Nitrogen (N) : Very low inputs (<120Kg N/Ha inclusive of soil supply).
- A potassium (chloride) application just before flowering reduces the bruising sensitivity.
- Phosphate (P) : according to standard advice.
- Don't use organic manure.

\* HZPC own analysis/no official analysis



## Production advice ware potatoes TRADITIONAL FRESH



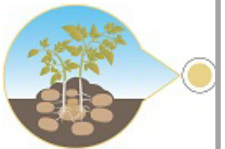
### Pre-treatment and planting

- Pre-sprouting helps to advance the growth.
- PANAMERA can be grown on all soil types.
- Avoid soils with too high risk of powdery scab.
- Take care of a good volume ridge to prevent green tubers.
- When used for autumn/winter crop a treatment against Rhizoctonia is advised.
- When potatoes from spring crop are used as seed for autumn/winter crop, this seed should not be stored cold.



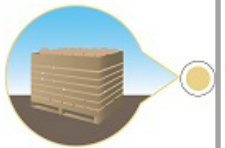
### Growing attention points

- PANAMERA has a slow emergence but foliage develops strongly at a later stage.
- PANAMERA has a good tolerance to metribuzin.
- Despite the good Phytophthora resistance, a regular preventive application is advised given the long growing season.
- PANAMERA is susceptible to potato mop-top virus (PMTV) which is transferred by powdery scab.



### Haulm killing and harvest

- In general, PANAMERA has a good stolon detachment and early skin set.
- The skin should be fully set before harvest.
- Tubers are big. Harvest and store with care to avoid damage and bruising.



### Storage

- A crop harvested under good conditions can be cooled rapidly after first curing.
- PANAMERA has a long dormancy and has good storability.
- Take care of the wound healing period.
- Don't store tubers too cold when they are used for second (autumn/winter) crop.