




Production advice ware potatoes BIO

- Very good taste
- High tuber number
- Uniform tuber size and shape
- Firm cooking
- High resistance to Phytophthora



Agronomic characters

Maturity	69	Medium early
Dormancy	75	Long
Yield mature	103	Moderate high
Tuber size	77	Medium
Tuber shape		Round oval / Oval
Number of tubers		15-17
Skin colour		Yellow
Flesh after cooking		Dark yellow
Cooking type		A - Firm
Dry matter content/Starch		19,9% / 14%
UWW/Specific gravity		364 / 1,078
Internal bruising	11	Quite sensitive
Metribuzin sensitivity	58	●●●●●
Little Potato disorder	75	●●●●●



Skin and flesh colour



Cooking type



Maturity

Plant populations

Market: 40-65 mm.

Seed size	Plant population/ha	Row distance	
		75 cm	90 cm
28/30	53 000	25	21
30/40	46.000	29	24
40/50	34.000	39	33
50/60	30.000	44	37

Plant depth: normal.

Always check the tuber count for an accurate calculation.

Resistances

Foliage Blight	97	●●●●●
Tuber Blight	84	●●●●●
Alternaria	63	●●●●●
Common scab	62	●●●●●
Powdery scab	64	●●●●●
Spraing	98	●●●●●
PVY	17	●●●●●
Yntn tuber tolerance	98	●●●●●

PCN Resistance	
Ro1/4	9 ●●●●●
Ro2/3	*6 ●●●●●
Ro5	*1 ●●●●●
Pa2	●●●●●
Pa3	●●●●●

Wart disease	
F1	9 ●●●●●
F2	*1 ●●●●●
F6	*1 ●●●●●
F18	*5 ●●●●●

* HZPC own analysis/no official analysis

Fertilizer

- Nitrogen (N): 110% in comparison to other medium early varieties.
- Phosphate (P) and Potassium (K) : according to standard advice.
- Organic manure will help to maintain crop vitality.
- The fertilization needs are important. Pay attention to supply correctly your crop with organic fertilizer with quick release nutrients..
- Manganese and magnesium will encourage a strong foliage and prevent premature senescence.
- Include calcium and boron in the fertilizer mix for better storage performance.



Production advice ware potatoes BIO



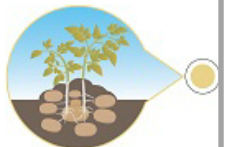
Pre-treatment and planting

- Plant after sprouts are visible, to achieve uniform tuber size crop.
- Planting too early could induce a higher risk of misshapen tubers due to Rhizoctonia.
- The best quality will be reached on fertile and medium heavy clay-soil types.
- Take care for a good soil structure to get better results under hot and dry conditions.
- Follow the advised plant populations, as MUSE gives high tuber numbers per plant.
- Preferably grow on irrigated land.



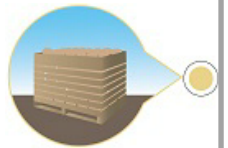
Growing attention points

- Emergence is uniform with a good foliage development.
- Maintain adequate soil moisture for good yield and quality.
- MUSE has a strong Late blight tolerance.



Haulm killing and harvest

- Aim for a dry matter content of 19,5 %.
- Minimum 3 weeks between haulm killing and crop lifting for right skin set.
- Reduce belt speed and height crop to reduce mechanical damage.
- Lift only when soil conditions are optimum.



Storage

- With proper skin set, ambient storage till 3 months is possible.
- Mechanical cooling is required for longer than 4 months storage.
- Reduce temperature 0,5 - 0,7 degrees a day, not lower than 4°C store temperature.
- Monitor the storage frequently and ventilate often at the beginning.