




Production advice ware potatoes TRADITIONAL FRESH

- Big size tubers
- Very attractive bright skin
- High yield
- Early tuberisation/maturing during short days
- Good storability



Agronomic characters

Maturity	50	Late
Dormancy	60	Medium
Yield mature	128	Very high
Tuber size	83	Large
Tuber shape		Long oval
Number of tubers		12-14
Skin colour		Light yellow
Flesh after cooking		Light yellow
Cooking type		B - Slightly mealy
Dry matter content/Starch		19,7% / 13,8%
UWW/Specific gravity		359 / 1,077
Internal bruising	12	Quite sensitive
Metribuzin sensitivity	70	●●●●●○
Little Potato disorder	83	●●●●●●



Skin and flesh colour



Cooking type



Maturity

Plant populations

Seed size	Plant population/ha	Row distance	
		75 cm	90 cm
28/35	46.000	29	24
35/45	42.000	32	26
35/55	39.000	34	28
50/55	38.000	35	29
55/65	36.000	37	31

Resistances

Foliage Blight	50	●●●●●○
Tuber Blight	63	●●●●●○
Alternaria	79	●●●●●○
Common scab	55	●●●●●○
Powdery scab	58	●●●●●○
Spraing	71	●●●●●○
PVY	15	●●●●●○
Yntn tuber tolerance	84	●●●●●○

PCN Resistance

Ro1/4	9	●●●●●○
Ro2/3	*4	●●●●●○
Ro5	*1	●●●●●○
Pa2	3	●●●●●○
Pa3	2	●●●●●○

Wart disease

F1	10	●●●●●○
F2	*8	●●●●●○
F6	3	●●●●●○
F18		●●●●●○

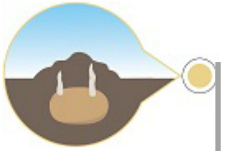
* HZPC own analysis/no official analysis

Fertilizer

- Adapt fertilization to soil analysis.
- Always refer to the local and current rules about crop fertilization.
- Split application can prevent excessive initial foliage growth.
- Apply 2/3 before planting and 1/3 as top dressing.
- Pay attention to the timing of fertilization to ensure a naturally matured crop.
- Nitrogen (N) : Very high inputs (>250Kg N/Ha inclusive of soil supply)
- Phosphate (P) and Potassium (K) : according to standard advice.
- Pay attention to the amount of organic fertilizer to avoid later mineralisation.



Production advice ware potatoes TRADITIONAL FRESH



Pre-treatment and planting

- A heat treatment is preferred to break the dormancy.
- Sprouts should be well hardened to avoid them breaking off.
- MONDIAL can be grown on all soil types.
- On light soils with free living nematodes there is a higher risk of spraing. Apply a nematicide on these soils.
- Can be planted with small white buds but good pre-sprouting can advance the crop.
- Early planting is advised.
- Prevent breaking of sprouts during planting.



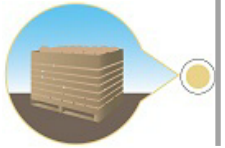
Growing attention points

- Emergence is uniform with a good foliage development.
- Take care of a good soil moisture to prevent common scab.
- MONDIAL has a good drought tolerance.
- Preventive spraying against Phytophthora is advised.



Haulm killing and harvest

- Use chemicals with a strong effect on stems to encourage easy tuber detachment.
- The skin should be fully set before harvest.
- MONDIAL is moderately susceptible to bruising. Reduce drop heights and avoid mechanical damage.
- Tubers are big. Harvest and store with care to avoid damage and bruising.



Storage

- MONDIAL is suitable for long term storage.